

NEWSLETTER

BENT TREE SADDLE CLUB



June 2025

The First 148 Days

...as of this writing! Time sure does fly by, and it seemed like a good time to review what we've done as a Club. At the end of last year, there was talk of suspending operations, limping along and even disbanding the BTSC. All of those things made me sad. This is my 19th year as a member, and I've had some of the best times of my life with this Club, met exceptional people, and have made life long friends. I want this for all the members of our Club.

We've had ten events this year which seem like a lot when you consider we were thinking of shutting it down. The **Executive Committee has worked hard** to put on fun, educational, and social events. We've had fun with each other and our horses. Here's a big SHOUT OUT to **Sandy Stephenson** for attending the most events (seven)! Only two Executive Committee members have attended more.

We have a total of 69 members, with 23 as the highest attendance at any given event. It's difficult as an Executive Committee to figure out if this is a good or a bad number. About 40% of our members haven't attended a single event this year. We'd like to understand why and if there are other things our members would like to see offered. Or if they're here just to stay connected to the Club and check out the Newsletter... which is amazing due to the



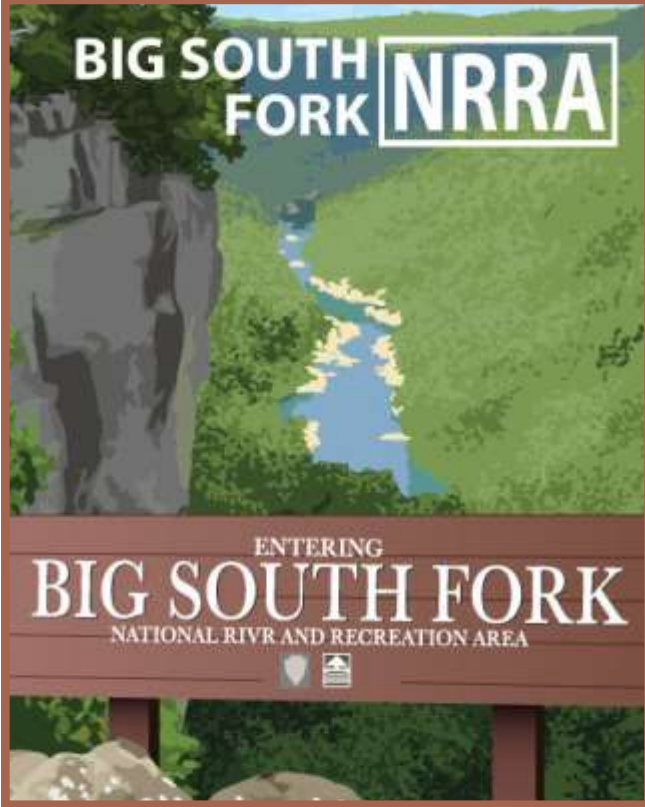
creative talents of our Editor, **Karie Kruse**! Watch for a survey in the future for us to better meet the needs of our members.

It looks like Bent Tree is working towards reopening the stables. This is the best news ever for our Club. The arena, pavilion, grill and bathrooms are a perfect place for us to have events. It is also a great trail-head for trail riding into the Burnt Mountain Preserve. To assist in the reopening of the Stables, our Bent Tree Liaison, **Bob Crowl**, has been E-mailing the Club with updates on workdays. We should make an effort to assist with these projects. We exist because of the Bent Tree Stables. Let's make sure we have a positive and productive relationship with them.

Our events will slow down a bit for the summer as the heat and humidity kick in. There will be additional educational and social events added for July and August. Keep an eye out for them! Let's make the next 217 days full of fun!

Julie

Club Travel Trip - JUNE



Big South Fork
Thurs, June 12th - Mon, June 16th

Planning Information

There are miles of trails and many trailheads. I **highly recommend purchasing the National Geographic Trail Map for Big South Fork National River and Recreation Area.**

We will access trails from different trailheads that will require trailering to the trailhead. Many of the trails here are long 14-16 miles. There are shorter options so we don't have to take a long ride everyday. Some are also more technical. Your horse will need shoes or boots. It's a magnificent place to ride. There are many other activities here including hiking and fishing. See following page for lodging info.

Julie

Big South Fork National River and Recreation Area

Check out the website for all the things you can do at:
www.nps.gov/biso

Contact - Julie Heinsman

E-mail: mymtnpeace@gmail.com, Ph: 404-550-0270

Big South Fork Trip (cont.)



Accommodations & Information

1	www.bigsouthforklodge.com , 931-879-4230 • They have lodge rooms, RV sites and stalls.
2	www.timberridgehorsecampground.com , 931-310-1530 • They have cabins, RV sites and stalls
3	www.truewestcampground.com , 931-752-8272 • They have cabins, covered wagons for sleeping, RV sites and stalls.
4	www.sprucecreekhorsecamp.com , 865-309-5205 • They have cabins, RV sites and stalls
5	www.laurelfork.com , 423-286-5135 • They have cabins with stalls and paddocks at the cabin. Be sure to book a cabin with stalls as not all the cabins have horse stalls.
6	Bandy Creek Campground which is part of the Park. • You can call 877-444-6777 to reserve an RV site. The stables are across the road and stalls are reserved through 423-286-7433
7	There are Airbnb cabins available in the area that have stalls or paddocks. You want to stay along the west side of the Park off TN 297.

Food Information

*	One thing that's hard to do here is find a restaurant. We can go into Jamestown one night, and we can gather at a cabin for a meal or two. We'll figure that out when we get a headcount on who is going.
---	---

Contact - Julie Heinsman

E-mail: mymtnpeace@gmail.com, Ph: 404-550-0270



The Games Continue...

2nd O-Mok-See

**Saturday, June 21st at 11:00 AM
Bent Tree Saddle Club Arena**

Mark your calendars, don't delay,
Our 2nd O-Mok-See's on June 21st day!
Bring your game face, don't be shy,
We'll laugh, we'll play, our horses will fly!
So get ready, it's almost here!
Feel the rhythm, hear the tribes,
Creating music, catching vibes,
Can't ride, come and bring some Cheer!

**RSVP by June 14th to Lisa Sylvia at:
LisaSylvia3@gmail.com or 770-401-8333
Please Say If You Are Riding or Volunteering
Required: Valid Coggins Test**



Independence Day Parade



Friday, July 4th, 11 AM, Downtown Jasper, GA

Happy Birthday, USA!

Join us for our nation's birthday and come celebrate this Fourth of July! Put on your Red-White-And-Blues and strut your stuff on Main Street! Let's show some Club spirit and represent the Bent Tree Saddle Club in the parade! You can ride your horse, walk alongside or cheer from the sidelines! Hope to see you there!

- **Time & Place:** 9:30 AM, Lee Newton Park, North Entrance from Burton St. The parade sets off at 11 AM.
- **Decorate:** Decorate yourself and your horse, wear a white shirt and a red bandana, and bring a patriotic smile.
- **RSVP by Friday, June 27th:** Everyone is welcome!



RSVP to Karie Kruse at: karie.kruse@gmail.com or 706-502-0212

Kentucky Derby Party Recap - Saturday, May 3rd

This year's Kentucky Derby Party was small in numbers (nine) but big in fun. It started with Julie conducting a toilet paper derby. In a nutshell it goes like this: You unroll several strips of toilet paper on a long flat surface; put a miniature plastic horse on one end of each strip and a contestant at the other. At the starting signal the participants roll up the toilet paper. The winner is the first to get their horse to their end without the horse falling over or the paper tearing. It's not as easy as it seems. It's also amazing to me how grown adults can get into this.



you have to agree that Melania Trump rocked one at this year's inauguration. Lainey Wilson's managers have decided that she looks best wearing a hat. Some guy named Henri Matisse became famous for a painting of his wife in a hat. He gathered up all of his creative juices and titled the painting, "*La Femme au Chapeau*." Henri may have been a great painter, but he needed help naming his work. But I digress. After the actual Derby we had an impromptu hat contest. I'm not sure who the judges were, but it didn't matter. We were having fun.

Winners were:

Lisa Sylvia – Derby Betting
Kathy Hardin – Toilet Paper Race
Carol Ewing – Hat Contest

Just before post-time a spontaneous surge of betting occurred. After all, what would a Kentucky Derby be without wagering on a horse? There were no betting standards. Some people were betting two dollars, and some people were betting three dollars. No one seemed to care. Consistent with the toilet paper race, we were just having fun.

It wouldn't be a Saddle Club Derby Party without hats. There's something about a woman wearing a chapeau. I'm talking about a hat, not a helmet. A helmet is not a hat. Regardless of your political bent,

Lastly, Rocco's is the most flexible, easiest venue that Janet and I have ever dealt with. Robin is an absolute pleasure. The week before the event when I told her how many we were expecting, she didn't hesitate and encouraged us to go ahead with the event. The food, including the Kentucky Hot Browns, and the service were both excellent. We look forward to more events there. It was fun! *Rich*

Kentucky Derby Party



Saddle Fitting Clinic and Cookout Recap, Saturday, May 10th

Yep, it rained. Yep, the Sylvias offered their farm for the event. Yep, there was an earthquake that morning. Yep, some horses were a bit wild, because of the earthquake and didn't make it to the event ... not naming any names! **Lorraine Donohue** and **Megan Mathison** cowboyed up and managed to load two of their horses (in the rain) and bring them for the saddle fitting demonstration. **Lisa Sylvia's** mare, **Lexi**, was our third demo horse. THANK YOU, ALL!

Our fitter, **Lacy Halstead**, had several trees to use in her presentation and allowed us to touch and feel how these trees, as well as the saddles used on these horses, should fit. She knew her stuff, and I think everyone learned something from her presentation. I really liked the fact that she wasn't associated with a saddle company and provided an unbiased analysis of what saddle would be best for you and your horse. Below are some comments from members who attended the clinic.



The Sylvias opened their home for our lunch afterwards, and Jim graciously grilled up some fantastic burgers. We had fun eating and hanging out! *Julie*

"The instructor, Lacey Halstead, kept everyone's attention as she used three horses to demonstrate what needed to be taken into consideration in properly fitting a saddle. I was impressed with her presentation." Bob Crowl

"Lacey was super knowledgeable in all riding disciplines and horse types. She had a solid understanding of a horse's conformation, anatomy and movement, so that the needs and comfort of both horse and rider were considered." Karie Kruse

Saddle Fitting Clinic and Cookout



Saddle Fitting Clinic and Cookout



Saddle Fitting Clinic and Cookout



Bent Tree Stables Update



Progress has been made in completing identified Stables' renovation projects. The Stables Committee, together with input from an applicant for the Stables Manager position, determined that these projects should be completed either before reopening the Stables or within a reasonable time after reopening. The Bent Tree Board of Directors provided funding for these projects.

To date, volunteers, including Saddle Club members, have removed rocks from seven of the paddocks, constructed two hay huts, and repaired some fences. Also, it is my understanding that contractors have been identified and awarded contracts to rewire the barn and install fire-warning and alarm systems. In the immediate future, I understand work will focus on fence and gate repairs and painting, as well as horse stalls repairs. Finally, as of this writing, contract

discussions with an applicant for the Stables Manager position are underway.

A big thank you to the Saddle Club members who volunteered to pick up paddock rocks. Several came more than one day. These members are **Rita Boje, Kathy Hardin, Susan Hannah, Cathy Jones, Michele Murray, Judie Uchitel, and me.** I will keep you posted on future workdays and hope to see you at one or more. Please call me at 770-757-8596, if you have any questions.

Bob

Thank You, Volunteers!

—

Rita Boje

Kathy Hardin

Susan Hannah

Cathy Jones

Michele Murray

Judie Uchitel

Bob Crowl

June is Bustin' Out All Over!

From the Editor

Tin Pan Alley movie buffs know this classic showtune from the heyday. This charming Rodgers and Hammerstein melody is from the 1945 film, ***Carousel***. Me, I like a Gershwin tune (*How About You?*), but this one sticks in my head, too.

There's a term for a song that your brain can't switch off. It's called an "earworm" which is a catchy song that persistently repeats in your mind, even after the music has stopped playing. The phenomenon is also called "stuck song syndrome."

A wet, soggy month of May busted out all over with rain, more rain, storms, clouds, and unseasonably chilly days. We were unlucky with the weather which affected a couple of our events. However, we had several gorgeous days, too, which were perfect for horses and riding, and all creatures great and small (earworm, anyone?).

As we hit mid-year, it's a good time to reflect on what we've accomplished so far. We've had really creative, diverse and fun things to do, like the **Kick-Off Party, Scavenger Hunt, St. Patrick's Day Party, Poker Ride, O-Mok-See, Masterson Method Demo, Burnt Mountain Trail Ride, Kentucky Derby Party, and the Saddle Fitting Clinic**. Each event was really well-organized, interesting and enjoyable.

Our volunteers are so awesome, and they

have worked tirelessly. We appreciate them so much. Event planning takes a lot of time and effort. Thank you to the following members who have led our events so far: **Julie Heinsman, Ronda Erway, Rich and Janet Vigue, Lisa and Jim Sylvia, Megan Mathisen and Claire Eubanks**. And me, I even took the plunge and led a few myself, and you know what? I had a blast and felt great afterwards, knowing that Club members enjoyed themselves. Contributing in a meaningful way makes it more fulfilling. Plus, I wasn't an island, be-

cause everybody pitched in to help, and that's how it's supposed to be... win-win.

Speaking of awesome volunteers, this is the perfect opportunity to recognize **Julie Heinsman**. Our President has gone above and beyond the call of duty and has done a fantastic job

leading the Club. Not only has she organized many terrific activities herself, but she's also managed the lion's share of the Club's business. Many of her efforts take place behind the scenes and are unknown to the rest of us, but they are no less important. Thank you, Julie, for taking on this responsibility!

Finally, I'll wrap up with some potential summer earworms for you... *Summertime* (and the livin' is easy) and *School's Out* (for the summer). Have a great month of June!

Karie



Treasurer's Report

Prepared by Ronda Erway, Treasurer, May 30, 2025

Beginning Balance		\$2,853.62
Debits		\$0.00
Total Debits		\$0.00
Deposits		
Date	Description	
5/14/25	Rich Vigue - Derby Party & Horse Park Clean-up	(\$47.79)
5/22/25	CF Printing & Promotion - Trail Challenge T-Shirts	(\$564.96)
Total Deposits		(\$612.75)
Ending Balance Date		
5/30/25		\$2,240.87

*Pending approved expenditures - Randy Taylor: Judge's stand repair for \$500.-



Photo Contest

What's Your Favorite Horse Photo?



It can be sweet, funny, sentimental, or your proudest moment taken at anytime and anywhere.

Win A Fabulous Prize!

Your photo must be of:

- Your horse(s),
- You, family, or friends and your horse(s)
- Your horse(s) and animals

Prize will be awarded at the Year-End Party on Dec. 13th

Send your entry with a brief description to:
karielkruse@gmail.com

Click Here For Inspiration!

Volunteer's Needed

Please let us know if you can help:

June 21st, 11 AM

2nd O-Mok-See

- Volunteers needed at the gate and on the arena grounds

Contact: Lisa Sylvia

Do you have an idea for an activity or want to lead an event?

Send your E-mail to:

InfoBTSaddleClub@gmail.com



Newsletter Reminder

You can contribute anytime to the Members' Corner, or advertise to Buy, Sell or Swap your Items/Services in the Classified Ads...

Send your information and photos to:
NewsletterBTSC@gmail.com



Born In The Barn

Something much deeper...
It's not just the saddle or dust on our skin,
Not just the thrill at the start of the ride.
It's not for the ribbons or glory or speed,
But something much deeper we all seem to need.

It's the hush of the barn when the world's been too loud,
The peace in the stall, far from the crowd.
It's the way they just know when your heart's come undone,
And stand by your side 'til the hurting is done.

It's a velvet soft muzzle pressed into your chest,
A nicker at sunrise that says you've been blessed.
It's dirt on your boots, but gold in your soul,
A love that's unspoken, yet perfectly whole.

It's the strength in their stride, the trust in their eyes.
The way that they carry us straight through the skies.
It's learning to listen, to lead without pride,
To dance in connection, to feel not just ride.

It's falling and rising, again and again,
With a partner who meets you where you've always been.
It's childhood dreams, and grown up grace,
A mirror, a compass, a sacred space.

They teach us to breathe, to be brave and be still,
To chase down the sunset, and ride past the hill.
So ask why we ride... the answer is here...
We ride for the moments no words could define...
With a bond that runs deeper than reason or time.

Poem By Michelle Knuts, Submitted by Lisa Sylvia

Fun Facts About the American Paint Horse

Known for their beautiful patterns and markings, Paint Horses are stock-type horses. They have many similarities to Quarter Horses but also have a few key differences.

The **American Paint Horse Association** is one of the largest breed registries in the world. Their membership is also very diverse. They compete (and even excel) at nearly every discipline out there! If you're looking for a fun breed to own and ride, look into the Paint Horse.

The American Paint Horse Association (APHA)

- This breed registry was developed on February 16, 1962, by a group of 16 horsemen. Rebecca Tyler Lockhart rallied fellow horse folks together to form this association. By the end of the first year, there were 150 members and 250 registered horses.
- APHA is the second-largest horse breed association in the world. They have registered over a million horses.
- To register a horse, they must meet bloodline, marking, and DNA requirements. One of the horse's parents must be a registered APHA horse, they must have a certain white or paint marking, and they must have a Paint pattern gene.
- The APHA World Championship Show is a premier competition. It takes place in Fort Worth, Texas, during June and July. More than \$1.4 million in awards and money is paid out.
- Paint Horses compete in a variety of disciplines. Members from the APHA show in all-around events like horsemanship, Western pleasure, equitation and hunter under saddle, barrel racing, reining, roping, dressage, jumping, and everything in between. They even have a thriving ranch riding discipline and mounted shooting!



The mission statement of APHA is:

"We promote, preserve, and provide meaningful experiences with Paint Horses."

Courtesy of Cowgirl Magazine

Hydration & Cool-Down Tips

Learn how to help keep your trail horse hydrated and safely cool him down after your ride.

[CLICK HERE FOR THE ARTICLE](#)



A new resource for those caring for equids age 15 years and older.

MYSENIORHORSE.COM

Recipe Roundup

Cowboy Pasta Salad Serves 15

Ingredients

10 slices cooked, crispy bacon, diced
1 lb. ground beef, browned and drained
16 oz. bowtie pasta, cooked and cooled
1 can corn, 8.5 oz., drained
1 can black beans, 15 oz., drained, rinsed
8 oz. cherry tomatoes, halved
8 oz. cheddar cheese, cubed
1/2 red onion, diced
1 green pepper, chopped
5 green onions, diced (as a garnish)
Red pepper flakes (optional, for a kick!)

Dressing

1 cup mayonnaise
1/2 cup barbecue sauce
1 Tbs. Worcestershire sauce
1 Tbs. spicy brown mustard
2 Tsp. hot sauce
1 Tsp. cumin
Salt and pepper to taste

Instructions

- 1) In a large bowl, whisk all of the dressing ingredients together.
- 2) Mix in all of the other ingredients, except the green onions.
- 3) Chill until ready to serve. Top with green onions. Enjoy with your Dude Friends!

Courtesy of Eatingonadime.com

Send your favorite homemade horse treat or rider recipe to: NewsletterBTSC@gmail.com

Can You Master These Common Ranch Trail Obstacles?



If you're itching to enter up in the ranch trail class, be prepared for the obstacles you'll face in the class. We turned to the AQHA rulebook to bring you some information about commonly found maneuvers and obstacles. Knowing what might await you in the ring, can help you prepare ahead of time to ready your horse for what might be novel challenges. These challenges are set up to mimic what one might find if they were out riding on a ranch. Crossing obstacles, riding over bridges, and opening gates are all usual daily tasks of a ranch horse.

Logs, Bridges, and Gates

The following obstacles are noted as "mandatory" to each pattern, in the AQHA rulebook. According to the rulebook, ride-over logs are an obstacle you are likely to encounter. If the pattern includes these,

however, they must be natural logs. Be prepared to either walk, trot, or lope over these logs.

Another common maneuver will include opening and closing a gate. The rulebook states that it must be a hinged gate that you will operate and a rope gate. Be prepared to have to unlatch, ride through, and close the gate behind you.

Exhibitors often find themselves faced with a ride-over bridge in the ranch trail. This will be a wooden bridge. And it is noted in the rulebook that it must be sturdy and safe for horse and rider. Riding over a tarp or an obstacle with a slick bottom is prohibited in these classes, so rest easy there.

Backing and Sidepassing

A simple maneuver you can practice at home is the back. In the ranch trail you might be required to not only demonstrate the back, but show that your horse can back through a set of logs or around an obstacle. This showcases his ability to back out of a sticky situation that you might end up in on a working ranch.

Along the same vein is the sidepass. Prepare yourself to sidepass over a log, sidepass to open a gate, or sidepass to reach another obstacle. If you must sidepass over an obstacle, the rulebook

Ranch Trail Obstacles (cont.)

ensures safety by stating that the obstacle cannot be more than 12 inches high.

The Drag or Pull Obstacle

A very common task on a ranch is the ability of a horse to drag an object. Ranch horses often have to drag calves, hold a cow for doctoring, or serve as horsepower to drag objects out of the way. This task

him get used to it touching his hind end, and feeling the weight of dragging an object. If you are not comfortable introducing a rope to your horse, or you're unsure of how to dally safely, employ the help of a professional in your area. Although you aren't dallying off to a running steer, things can still go awry quickly if you aren't careful.



will include some skill from you as well, as it will require you to dally. You can opt for a half or full dally. But, don't try to just hold the rope in your hand and pull the object with your strength alone.

This is definitely something that should be practiced beforehand. If your horse is not rope broke, don't set him up for failure by trying this obstacle for the first time, the day of the show. Work with him at home to get him accustomed to the rope. Letting

Optional Obstacles

When it comes to optional obstacles, each show has the choice to include a variety of other challenges. These include things such as carrying an object from one side of the arena to another, removing and replacing objects in a mailbox, and walking through a water obstacle. Unsure horses often encounter a simple obstacle that can cause commotion: the rider having to put on and take off a slicker or raincoat.

Ranch Trail Obstacles (cont.)

A ranch trail class often includes ground-tying, as it showcases the common skill of a working ranch horse. Being able to drop your reins, and make a circle around your horse without touching him is what the judges are looking for. Miscellaneous optional challenges on foot that showcase how well your horse is broke include picking up feet, leading at the trot, and opening a gate from the ground.

You might also have to ride by a pen of cows, steers, or even longhorns.

Scoring Guidelines

Judges are looking for a horse that handles these obstacles with ease. However, they also want to see a horse that is paying attention. It's alright for your horse to pay attention as he steps over logs, as long as he is doing it willingly and following cues. In fact, hitting obstacles or rolling them out of place will result in a penalty. So, just as a ranch horse would, your horse should pay attention to where he puts his feet. He should look aware and be looking through the bridle.


Judges also look for quality of movement, as the ranch classes feature horses that would be enjoyable to ride on an actual ranch.

Practice these obstacles at home before the show. However, do so carefully and safely! If you're unsure of how to introduce your horse to these obstacles, seek out a professional or reputable trainer nearby.

Courtesy of HorseandRider.com

What Does "Dally" Mean?

In team roping, after the header catches the steer, he wraps the rope around the saddle horn to secure his catch. If it's not done properly, a roper can lose a thumb by getting it trapped between the horn and the rope. Ouch!



**Click [HERE](#) To
Join the Saddle Club!**

**We Welcome All
Horse Lovers!**




**Visit Our Website at:
BentTreeSaddleClub.com**





June 2025

Sun Mon Tue Wed Thu Fri Sat

1 Hillside Farm Trail Challenge	2	3	4	5	6	7
8	9	10	11	12 Big South Fork Trip	13 Big South Fork Trip	14 Big South Fork Trip - RSVP O-Mok-See
15 Big South Fork Trip - Father's Day 	16 Big South Fork Trip	17	18	19  Freedom Day	20  Summer Solstice	21 2nd O-Mok-See
22	23	24	25	26	27 RSVP 4th of July Parade	28
29	30					



Annual Schedule of Events 2025



Date	Event	Time	Place	Organizer
Sat., Feb. 1	Kick-Off Party	6:00 PM	Tavern at the 19th Hole, Bent Tree	Julie Heinsman
Sat., Feb. 22	Scavenger Hunt	10:30 AM	Bent Tree Saddle Club Horse Park	Karie Kruse
Sat., Mar. 8	Horse Park Workday	10:30 AM	Bent Tree Saddle Club Horse Park & Arena	Karie Kruse
Mon., Mar. 17	St. Patrick's Day Dinner	6:00 PM	Rocco's Pub, Jasper, GA	Karie Kruse
Sat., Mar. 22	Poker Ride	10:30 AM	Bent Tree Saddle Club Horse Park & Erway Farm	Ronda Erway
Sat., Apr. 5	1st O-Mok-See	11:00 AM	Bent Tree Saddle Club Arena	Lisa Sylvia
Sun., Apr. 13	Burnt Mount Preserve Ride	10:00 AM	Bent Tree Saddle Club Horse Park	Rich Vigue
Sun., Apr. 27	High Point Equine Bodywork, Masterson Method & Demo	1:00 PM	Bent Tree Saddle Club Arena	Julie Heinsman
Sat., May 3	Kentucky Derby Party	5:00 PM	Rocco's Pub, Jasper, GA	Rich Vigue
Sat., May 10	Saddle Fitting Clinic, Cookout, General Meeting	11:00 AM	Bent Tree Saddle Club Horse Park	Julie Heinsman
Sun., May 18	Western Pleasure Event Cancelled, To Be Rescheduled	11 AM	Bent Tree Saddle Club Arena	Megan Mathisen
Sun., June 1	Hillside Farm Trail Challenge	11:00 AM	Sylvia's Farm	Lisa & Jim Sylvia
Sat. Jun 7	Obstacle Trail Challenge Cancelled, To Be Rescheduled	10:00 AM	Eubanks' Farm	Claire Eubanks
Thur. Jun 12 - 16	Big South Fork Trip	-	Big South Fork National Pk Jamestown, TN	Julie Heinsman
Sat., June 21	2nd O-Mok-See	10:00 AM	Bent Tree Saddle Club Arena	Lisa Sylvia
Fri., July 4	Independence Day Parade	11:00 AM	Lee Newton Park, Jasper, GA	Karie Kruse
July	Poker Party	TBD	TBD	Julie Heinsman
Aug	Garbage Can Cookout	TBD	Julie's Farm	Julie Heinsman
Sat., Sept 6	Chickamauga Ride	TBD	Chickamauga Battlefield, Fort Oglethorpe, GA	Ronda Erway
Sat., Sept. 20	Educational	TBD	Bent Tree Saddle Club Arena	Julie Heinsman
Sat., Sept. 27	3rd O-Mok-See	11:00 AM	Bent Tree Saddle Club Arena	Lisa Sylvia
Thur. Oct. 2 - 6	East Fork Stables Trip	-	East Fork Stables Jamestown, TN	Julie Heinsman
Sat., Nov. 8	Ellen Stara Ride	11:00 AM	Garland Mountain, Waleska, GA	Rich Vigue
Sun., Nov. 9	Educational	TBD	Bent Tree Saddle Club Arena	Julie Heinsman
Sat., Dec. 13	Year-End Party and National Day of the Horse	6:00 PM	Rocco's Pub, Jasper, GA	Karie Kruse

Bent Tree Saddle Club

2025 Executive Committee

President

Julie Heinsman
(404) 550-0270
mymtnpeace@gmail.com

Past President

Rich Vigue
(770) 289-7272
viguerich@gmail.com

Vice President

Karie Kruse
(706) 502-0212
kariekruse@gmail.com

Past Past President

Jim Sylvia
(770) 401-8332
jim.sylvia3@gmail.com

Treasurer

Ronda Erway
(402) 540-3338
rrerway@gmail.com

2025

Positions

Secretary

Lisa Sylvia
(770) 401-8333
lisasyvia3@gmail.com

Membership
Bob Crawl

E-Mail Distribution
Lisa Sylvia

Bent Tree Liaison

Bob Crawl
(770) 757-8596
bobcrawl@etcmil.com

Website Support
Jim Sylvia

Appointee

Megan Mathisen
(573) 528-3482
megank143@hotmail.com

Newsletter Editor
Karie Kruse



Visit Our Website:
www.BentTreeSaddleClub.com

